


# Model: C188D6

Powered by CUMMINS



## Generator Specification

Service	PRP <sup>(1)</sup>	ESP <sup>(2)</sup>
Power (kVA)	170	188
Power (kW)	136	150
Rated speed ( r.p.m)	1800	
Standard voltage (V)	220/127V	
Rated at power factor(cos phi)	0.8	



UDUSTRIA Power gensets are compliant with ISO 9001 and CE standard, which include the following directives:

- 2006/42/EC Machinery safety.
- 2006/95/EC Low voltage
- EN 60204-1: 2006+A1: 2009, EN ISO 12100: 2010, EN ISO 13849-1: 2008, EN 12601 : 2010

### (1) PRP (Prime Power):

According to ISO8528-1, prime power is the maximum power available during a variable power sequence, which may be run for an unlimited number of hours per year, between stated maintenance intervals. The permissible average power output during at 24 hours period shall not exceed 80% of the prime power. 10% overload available for governing purposes only.

### (2) ESP (Standby Power):

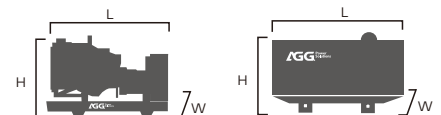
According to ISO 8528-1, It is defined as the maximum power available, under the agreed operating conditions, for which the generating set is capable of delivering for up to 500 hours of operation per year (of which no more than 300 hours for continuative use) with the maintenance intervals and procedures being carried out as prescribed by the manufacturers. No overload capability is available.

Powers Voltage (V)	ESP		PRP		Standby Amps
	KVA	KW	KVA	KW	
480/277	188	150	170	136	226.1
440/254	188	150	170	136	246.7
380/220	188	150	170	136	285.6
220/127	188	150	170	136	493.4
208/120	188	150	170	136	521.9

Performance Data		
Model	C188D6	
Engine brand	Cummins	
Engine model	6BTAA5.9G12	
Speed control type	Electronic	
Phase	3	
Control system	Digital	
Starter motor voltage	24V	
Frequency	60HZ	
Engine speed (RPM)	1800	
Fuel Consumption (L/H)	100% standby power	56
	100% prime power	49
	75% prime power	37
	50% prime power	25

### Standard reference Conditions

Note: Standard reference condition 25°C (77°F) air inlet temp, 100m(328ft) A.S.L 30% relative humidity. Fuel consumption dat with diesel fuel with specific gravity of 0.85 and conforming to BS 2869: 1998 , Class A2



Dimension and Weight		
Dimension	Open	Silent
Length (L)	2400mm	3350mm
Width (W)	1035mm	1150mm
Height (H)	1595mm	1850mm
Net Weight	1550KG	2067KG
Fuel Tank (L)	300	350

## ■ Engine Specification: 6BTAA5.9G12

Basic technical data	
No. of cylinders	6
Cylinder arrangement	In-line
Cycle	4 stroke
Induction system	Turbocharger
Compression ratio	17.3:1
Bore	102mm
Stroke	120mm
Displacement	5.9L
Engine idle speed	750-850 RPM
Approximate engine weight	413kg

Cooling system	
Coolant capacity-engine	10L
Maximum coolant friction head external to engine:	
-1800 rpm	35kPa
-1500 rpm	28kPa
Maximum static head of coolant above engine crank centerline	14m
Standard Thermostat (Modulating) Range	82 - 95°C
Minimum Pressure Cap	69 kPa
Maximum Top Tank Temperature for Standby / Prime Power	104 / 100°C

Fuel system	
Injection system	BYC P7100
Governor type	Electronic
Maximum restriction at lift pump	13.6kPa
Maximum fuel inlet temperature	/
Total drain flow (constant for all loads)	30 litre/hour

Air intake system	
Maximum intake air restriction with heavy duty air cleaner:	
-Dirty element	6.2kPa
-Clean element	3.7kPa

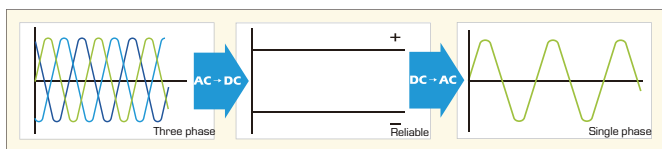
Lubrication system	
Engine oil pressure for engine protection devices:	
— Idle speed(Minimum )	207kPa
— Governed speed(Maximum )	345kPa
Maximum oil temperature	121 °C
Minimum required lube system capacity-sump plus filters	16.4L

Electrical system	
Cranking motor (Heavy duty, positive engagement)	24V
Battery charging system, negative ground	40 ampere
Maximum allowable resistance of cranking circuit	0.002 ohm
Minimum recommended battery capacity- cold soak	400 CCA

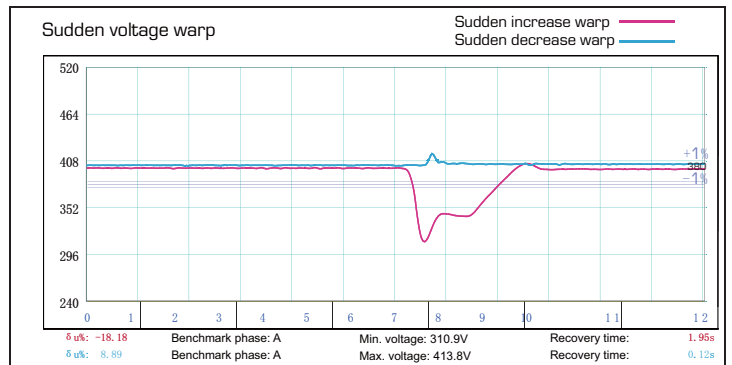
General installation	Prime power
Gross engine power output	140kw
Piston speed	7.2 m/s
Friction horsepower	16.4 kW
Engine water flow to engine	2.4 l/sec
Intake air flow	182 l/sec
Exhaust gas flow	398 l/sec
Exhaust gas temperature	445 °C
Radiated heat to ambient	19 kW
Heat rejection to coolant	58 kW
Heat rejection to fuel	125 kW

## ■ Alternator Specification

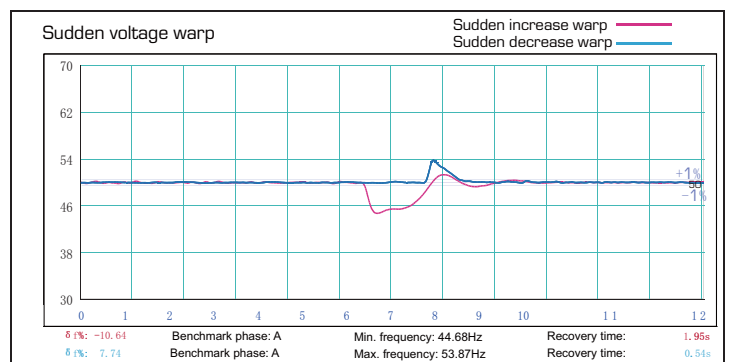
Alternator	
Number of phase	3
Power factor (Cos Phi)	0.8
Poles	4
Winding Connections (standard)	Star-serie
Terminals	12
Insulation type	H class
Winding Pitch	2/3
IP rating	IP23
Excitation system	Self-excited
Bearing	Single bearing
Coating	Vacuum impregnation
Voltage regulator	A.V.R
Couping	Flexible disc



Emergency voltage curve



Emergency frequency curve



## ■ Options

Engine	Alternator	Generator Sets	Fuel System
<ul style="list-style-type: none"> <li>Water Jacket Pre-heater</li> <li>Fuel heater</li> </ul>	<ul style="list-style-type: none"> <li>Winding Temp measuring Instrument</li> <li>Alternator Pre-heater</li> <li>PMG</li> <li>Anti-damp and anti-corrosion treatment</li> <li>Anti-condensation heater</li> <li>Winding and bearing RTD</li> </ul>	<ul style="list-style-type: none"> <li>Tools with the machine</li> <li>Extended range fuel tank</li> <li>Bunded fuel tank</li> </ul>	<ul style="list-style-type: none"> <li>Low fuel level alarm</li> <li>Automatic fuel feeding system</li> <li>Fuel T-valves</li> </ul>
Canopy	Lub oil system	Cooling System	Control Panel
<ul style="list-style-type: none"> <li>Rental type Canopy</li> <li>Trailer</li> </ul>	<ul style="list-style-type: none"> <li>Oil Pre-heater</li> <li>Oil temp sensor</li> </ul>	<ul style="list-style-type: none"> <li>Front heat protection</li> </ul>	<ul style="list-style-type: none"> <li>Remote control panel</li> <li>ATS</li> <li>Synchronizing controller</li> <li>Adjustable earth leakage relay</li> </ul>

## ■ Control Panel

### Configuration

- Emergency stop button
- Protection MCB
- Battery charger
- Integrated aviation plug
- ATS connection
- Digital control module

### Features

- 3 phase generator set monitoring
- Support of engines equipped with electronic control unit
- Comprehensive diagnostic message
- Automatic or manual start/stop of the gensets
- Push buttons for simple control, lamp test
- Graphic back-lit LCD display
- Parameters adjustable via keyboard or PC
- Mains measurements ( 50HZ/60HZ)
- Generator measurements ( 50HZ/60HZ)
- Comprehensive shutdown or warning on fault condition
- 3 phase Generator protections
  - Over-/under voltage
  - Over-/under frequency
  - Current/voltage asymmetry
  - Over current/overload
- 3 phase AMF function
  - Over-/under frequency
  - Over-/under voltage
  - Voltage asymmetry
- Configurable analog inputs
- Battery voltage, engine speed (pick-up) measurement
- Configurable programmable binary inputs and outputs
- Warm-up and cooling functions
- Generator C.B. and Mains C.B. control with feedback and return timer
- RS232 interface
- Modem communication support
- Hours counter
- Sealed to Ip65
- Event log

### Benefits

- Less wiring and components
- Integrated solution
- Less engineering and programming
- User friendly set-up and button layout
- Module can be configured to suit individual applications
- PC software for simplified configuration
- Wide range of communication capabilities

### Operation conditions

- Operation temp: -20 °C to + 70 °C
- Storage temp: -30 °C to + 80 °C
- Operating humidity: 95% w/o condensation
- Vibration : 5-25Hz, ±1.6 mm  
5-100Hz, a=4g
- Shocks: a= 500m/s<sup>2</sup>

### Options

- Ethernet interface (Remote monitoring and control)
- GSM modem/wireless internet (Remote monitoring and control)
- RS232-RS485 Dual port interface
- Synchronizing control panel
- Distribution board with sockets kit and power busbar
- Battery trickle charge ammeter
- Earth leakage protection
- Earth fault protection
- Low fuel level alarm
- Low fuel level shutdown
- High fuel level alarm
- Fuel transfer system control
- Low coolant level shutdown
- High lube oil temp shutdown
- Overload via alarm switch on breaker
- Engine coolant heater controls
- Control panel heater
- Speed adjust switch
- Oil temp displayed on LCD screen
- Additional 8 inputs and outputs