

Model: C300D6

Powered by CUMMINS



Generator Specification

Service	PRP ⁽¹⁾	ESP ⁽²⁾
Power (kVA)	275	300
Power (kW)	220	240
Rated speed (r.p.m)	1800	
Standard voltage (V)	220/127V	
Rated at power factor(cos phi)	0.8	

Performance Data		
Model	C300D6	
Engine brand	Cummins	
Engine model	6LTAAB.9G2	
Speed control type	Electronic	
Phase	3	
Control system	Digital	
Starter motor voltage	24V	
Frequency	60HZ	
Engine speed (RPM)	1800	
Fuel Consumption (L/H)	100% standby power	66
	100% prime power	59
	75% prime power	44
	50% prime power	30



UDUSTRIA Power gensets are compliant with ISO 9001 and CE standard, which include the following directives:

- 2006/42/EC Machinery safety.
- 2006/95/EC Low voltage
- EN 60204-1: 2006+A1: 2009, EN ISO 12100: 2010, EN ISO 13849-1: 2008, EN 12601 : 2010

(1) PRP (Prime Power):

According to ISO8528-1, prime power is the maximum power available during a variable power sequence, which may be run for an unlimited number of hours per year, between stated maintenance intervals. The permissible average power output during at 24 hours period shall not exceed 80% of the prime power. 10% overload available for governing purposes only.

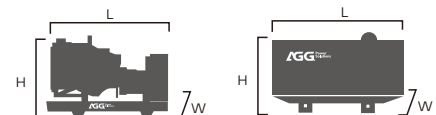
(2) ESP (Standby Power):

According to ISO 8528-1, It is defined as the maximum power available, under the agreed operating conditions, for which the generating set is capable of delivering for up to 500 hours of operation per year (of which no more than 300 hours for continuative use) with the maintenance intervals and procedures being carried out as prescribed by the manufacturers. No overload capability is available.

Powers Voltage (V)	ESP		PRP		Standby Amps
	KVA	KW	KVA	KW	
480/277	300	240	275	220	360.9
440/254	300	240	275	220	393.7
380/220	300	240	275	220	455.8
220/127	300	240	275	220	787.3
208/120	300	240	275	220	832.7

Standard reference Conditions

Note: Standard reference condition 25°C (77°F) air inlet temp, 100m(328ft) A.S.L 30% relative humidity. Fuel consumption dat with diesel fuel with specific gravity of 0.85 and conforming to BS 2869: 1998 , Class A2



Dimension and Weight

Dimension	Open	Silent
Length (L)	2600mm	3970mm
Width (W)	1070mm	1170mm
Height (H)	1820mm	2222mm
Net Weight	1840KG	2786KG
Fuel Tank (L)	450	360

■ Engine Specification: 6LTAA8.9G2

Basic technical data	
No. of cylinders	6
Cylinder arrangement	In-line
Cycle	4 stroke
Induction system	Turbocharger
Compression ratio	16.6:1
Bore	114mm
Stroke	145mm
Displacement	8.9L
Engine idle speed	800-1000 RPM
Approximate engine weight	650kg

Cooling system	
Coolant capacity-engine	11.1L
Maximum coolant friction head external to engine:	
-1800 rpm	35kPa
-1500 rpm	28kPa
Maximum static head of coolant above engine crank centerline	18.3m
Standard Thermostat (Modulating) Range	82 - 93°C
Minimum Pressure Cap	103 kPa
Maximum Top Tank Temperature for Standby / Prime Power	110 / 104°C

Fuel system	
Injection system	BYC P7100
Governor type	Electronic
Maximum restriction at lift pump	20.3kPa
Maximum fuel inlet temperature	70°C
Total drain flow (constant for all loads)	30 L/H

Air intake system	
Maximum intake air restriction with heavy duty air cleaner:	
-Dirty element	6kpa
-Clean element	4kpa

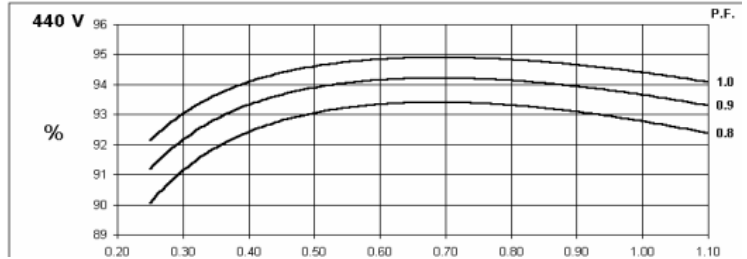
Lubrication system	
Engine oil pressure for engine protection devices:	
— Idle speed(Minimum)	103kPa
— Governed speed(Maximum)	276-414kPa
Maximum oil temperature	121 °C
Minimum required lube system capacity-sump plus filters	27.6L

Electrical system	
Cranking motor (Heavy duty, positive engagement)	24V
Battery charging system, negative ground	70 ampere
Maximum allowable resistance of cranking circuit	0.002 ohm
Minimum recommended battery capacity- cold soak	750 CCA

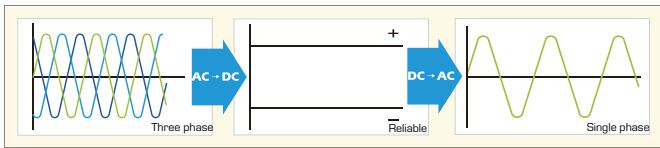
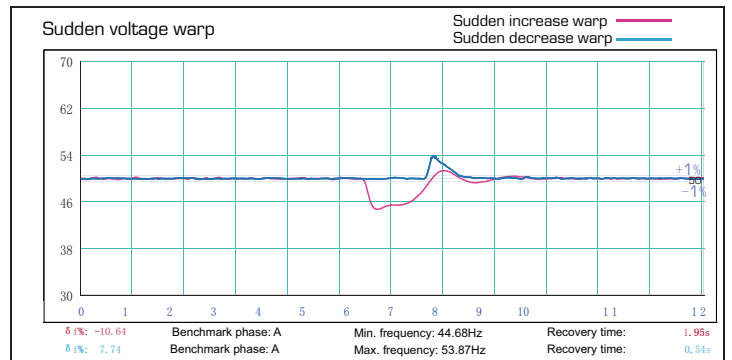
General installation	Prime power
Gross engine power output	235kw
Piston speed	8.7 m/s
Friction horsepower	35 kW
Engine water flow to engine	4.0 l/sec
Intake air flow	280 l/sec
Exhaust gas flow	500 l/sec
Exhaust gas temperature	726 °C
Radiated heat to ambient	26 kW
Heat rejection to coolant	102 kW
Heat rejection to fuel	1.1 kW

■ Alternator Specification

Alternator	
Number of phase	3
Power factor (Cos Phi)	0.8
Poles	4
Winding Connections (standard)	Star-serie
Terminals	12
Insulation type	H class
Winding Pitch	2/3
IP rating	IP23
Excitation system	Self-excited
Bearing	Single bearing
Coating	Vacuum impregnation
Voltage regulator	A.V.R
Couping	Flexible disc



Emergency frequency curve



■ Options

Engine	Alternator	Generator Sets	Fuel System
<ul style="list-style-type: none"> Water Jacket Pre-heater Fuel heater 	<ul style="list-style-type: none"> Winding Temp measuring Instrument Alternator Pre-heater PMG Anti-damp and anti-corrosion treatment Anti-condensation heater Winding and bearing RTD 	<ul style="list-style-type: none"> Tools with the machine Extended range fuel tank Bunded fuel tank 	<ul style="list-style-type: none"> Low fuel level alarm Automatic fuel feeding system Fuel T-valves
Canopy	Lub oil system	Cooling System	Control Panel
<ul style="list-style-type: none"> Rental type Canopy Trailer 	<ul style="list-style-type: none"> Oil Pre-heater Oil temp sensor 	<ul style="list-style-type: none"> Front heat protection 	<ul style="list-style-type: none"> Remote control panel ATS Synchronizing controller Adjustable earth leakage relay

■ Control Panel

Configuration

- Emergency stop button
- Protection MCB
- Battery charger
- Integrated aviation plug
- ATS connection
- Digital control module

Features

- 3 phase generator set monitoring
- Support of engines equipped with electronic control unit
- Comprehensive diagnostic message
- Automatic or manual start/stop of the gensets
- Push buttons for simple control, lamp test
- Graphic back-lit LCD display
- Parameters adjustable via keyboard or PC
- Mains measurements (50HZ/60HZ)
- Generator measurements (50HZ/60HZ)
- Comprehensive shutdown or warning on fault condition
- 3 phase Generator protections
 - Over-/under voltage
 - Over-/under frequency
 - Current/voltage asymmetry
 - Over current/overload
- 3 phase AMF function
 - Over-/under frequency
 - Over-/under voltage
 - Voltage asymmetry
- Configurable analog inputs
- Battery voltage, engine speed (pick-up) measurement
- Configurable programmable binary inputs and outputs
- Warm-up and cooling functions
- Generator C.B. and Mains C.B. control with feedback and return timer
- RS232 interface
- Modem communication support
- Hours counter
- Sealed to Ip65
- Event log

Benefits

- Less wiring and components
- Integrated solution
- Less engineering and programming
- User friendly set-up and button layout
- Module can be configured to suit individual applications
- PC software for simplified configuration
- Wide range of communication capabilities

Operation conditions

- Operation temp: -20 °C to + 70 °C
- Storage temp: -30 °C to + 80 °C
- Operating humidity: 95% w/o condensation
- Vibration : 5-25Hz, ±1.6 mm
5-100Hz, a=4g
- Shocks: a= 500m/s²

Options

- Ethernet interface (Remote monitoring and control)
- GSM modem/wireless internet (Remote monitoring and control)
- RS232-RS485 Dual port interface
- Synchronizing control panel
- Distribution board with sockets kit and power busbar
- Battery trickle charge ammeter
- Earth leakage protection
- Earth fault protection
- Low fuel level alarm
- Low fuel level shutdown
- High fuel level alarm
- Fuel transfer system control
- Low coolant level shutdown
- High lube oil temp shutdown
- Overload via alarm switch on breaker
- Engine coolant heater controls
- Control panel heater
- Speed adjust switch
- Oil temp displayed on LCD screen
- Additional 8 inputs and outputs